

SBA



Fig. 1 SBA pumps

Product description

The SBA is a complete all-in-one submersible booster pump for pumping clean water. The pump is especially suitable for rainwater applications and small private wells. It comes with an integrated control unit eliminating the need for an external pump controller. With SBA it is literally a matter of "plug and pump". Once the pump is installed and connected to the piping, all you need to do is switch it on. The result is a reliable solution and greatly reduced installation costs.

The pump is available in two main versions:

- with integrated suction strainer (1 mm mesh)
- with side inlet/flexible suction hose with floating suction strainer (1 mm mesh).

Both variants are available with or without float switch. The float switch offers stop at low water level, preventing surface fragments from entering the strainer.

The pump can be identified by means of below table:

Pump version	Model
Integrated suction strainer with float switch	A
Integrated suction strainer without float switch	M
Side inlet with float switch	AW
Side inlet without float switch	MW

Features and benefits

Noiseless operation

The SBA emits no noise when submerged which makes it a noiseless alternative to non-submersible pumps.

High reliability

The SBA is built of composite and stainless-steel materials resistant to corrosion. The stainless-steel strainer prevents large particles from entering the pump housing.

Integrated protection

The SBA features integrated dry-running protection. All pumps are available with float switch for low water stop.

Floating suction strainer

The SBA model with floating suction strainer always draws the water from just below the water surface where the water is clean and free from solid particles.

Automatic restart

The SBA with float switch automatically restarts when water is added. The SBA without float switch will attempt to restart every 24 hours.

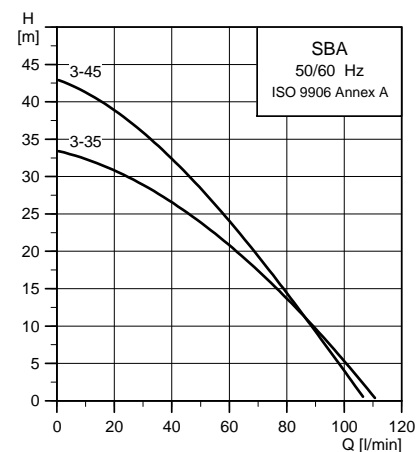
Overheat protection

Thanks to the built-in thermal protection, the pump stops immediately in case of overheating. Having cooled down, the pump automatically restarts when reaching normal temperature.

Longer life

The Grundfos float switch prevents air from entering the system as a result of dry running.

Performance range



TM05 7437 1013

Selection guide

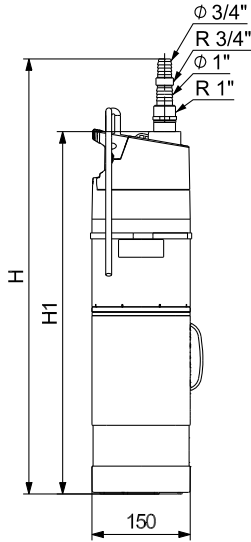
General recommendation

Pump sizes recommended for the most typical applications:

Application	Recommended pump
One-storey house: For toilet flushing, washing machine, car washing and garden watering	SBA 3-35
Two-storey house: For toilet flushing, washing machine, car washing and garden watering	SBA 3-45

Dimensions

SBA model with integrated suction strainer



* NPT thread only applies to 60 Hz models.

Pump type	H		H1		D	
	[mm]	[Inch]	[mm]	[Inch]	[mm]	[Inch]
SBA 3-35	559	22.00	392	15.43	150	5.91
SBA 3-45	584	22.99	417	16.41	150	5.91

Length of supply cable: 15 metres (49.21 feet)

Max. installation depth: 10 metres (32.81 feet)

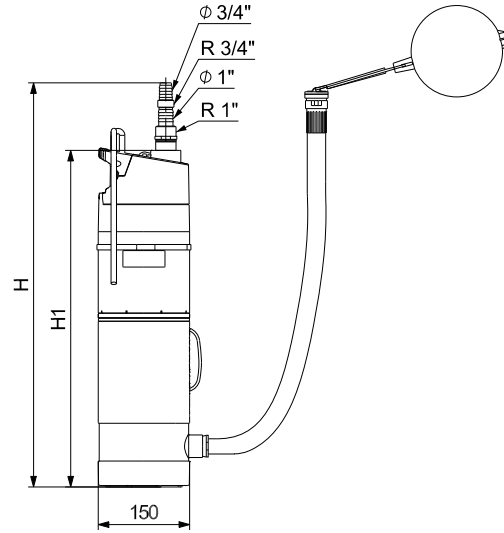
Electrical data

Insulation class: IP68.

Enclosure class: B.

Pump type	Voltage [V]	Frequency [Hz]	P1		I _{1/1}	n
			[kW]	[hp]	[A]	[min ⁻¹]
SBA 3-35	1 x 220 - 240	50	0.80	1.07	3.8	2800
SBA 3-45	1 x 220 - 240	50	1.05	1.41	4.8	2800
SBA 3-35	1 x 110 - 120	60	0.91	1.22	8.6	3400
SBA 3-45	1 x 110 - 120	60	1.07	1.43	9.9	3400

SBA model with floating suction strainer



Construction

Component	Material
Cover	Polypropylene (PP30GF)
Lifting eye	Stainless steel (EN 1.4301/AISI 304)
Impeller	Polypropylene (PPO20GF)
Chamber	Polypropylene (PPO20GF)
Shaft with rotor	Stainless steel (EN 1.4401/AISI 416)
Wetted part of shaft	Stainless steel (EN 1.4301/AISI 304)
Strainer ¹	Stainless steel (EN 1.4301/AISI 304)
Inlet collar ²	Stainless steel (EN 1.4301/AISI 304)
Cable	Neoprene H07RN-F
O-rings	NBR
Pump housing	Polypropylene (PP30GF)
Base	Polypropylene (PP30GF)
Stator housing	Stainless steel (EN 1.4301/AISI 304)

¹ Only fitted on models with integrated suction strainer.

² Only fitted on models with floating suction strainer.

Approvals and markings

The SBA has the following approvals and markings:

- GOST (Russia)
- CSA approval for Canada and USA
- C-tick
- CE.

TM05 4804 2712 - TM05 4805 2712

98279580 0313

ECM: 1110384

Subject to alterations.